

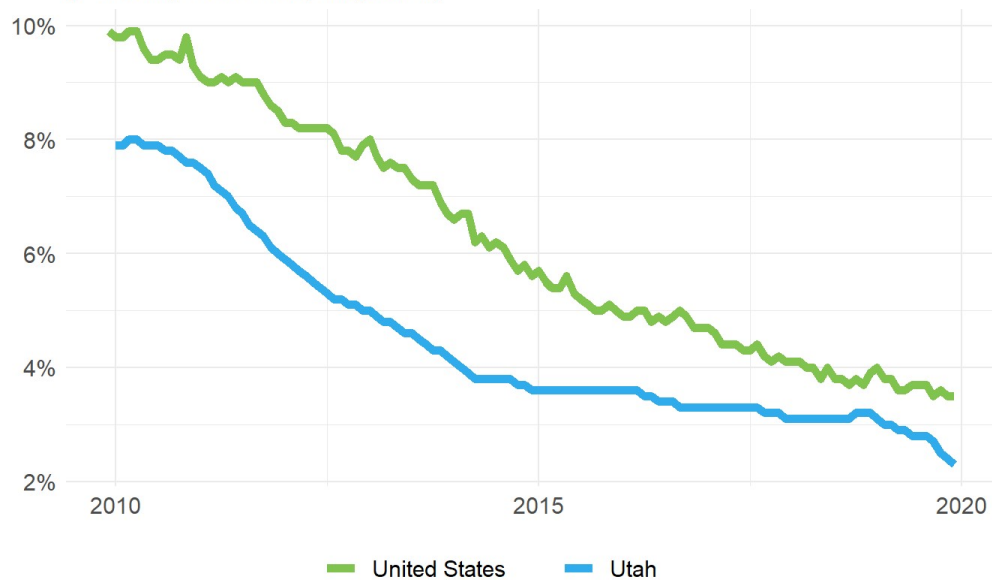


January 24, 2020

## Summary

- **Utah added 2,700 net payroll jobs and the unemployment rate fell by 0.1 percentage point to 2.3 percent in December**, according to Bureau of Labor Statistics (BLS) data released at 10:00am on January 24, 2020.
- **Over the past twelve months, Utah added 47,900 payroll jobs** and the unemployment rate fell by 0.9 percentage point from 3.2 percent.
- **In December, Utah's private sector added 2,700 net private payroll jobs** and over the past twelve months it added 44,800 private payroll jobs in the establishment survey.
- In the household survey, the number of **unemployed fell by 1,257 on net in December**, and over the past year employment rose by 54,539.
- Utah's **labor force participation rate rose to 68 percent** in December from 67.9. Since last year, the labor force participation rate rose by 0.1 percentage point.
- The national unemployment rate **remained unchanged in December**. State employment and unemployment data for January is scheduled for release March 16, 2020. The national employment situation report for January will be released February 07, 2020.

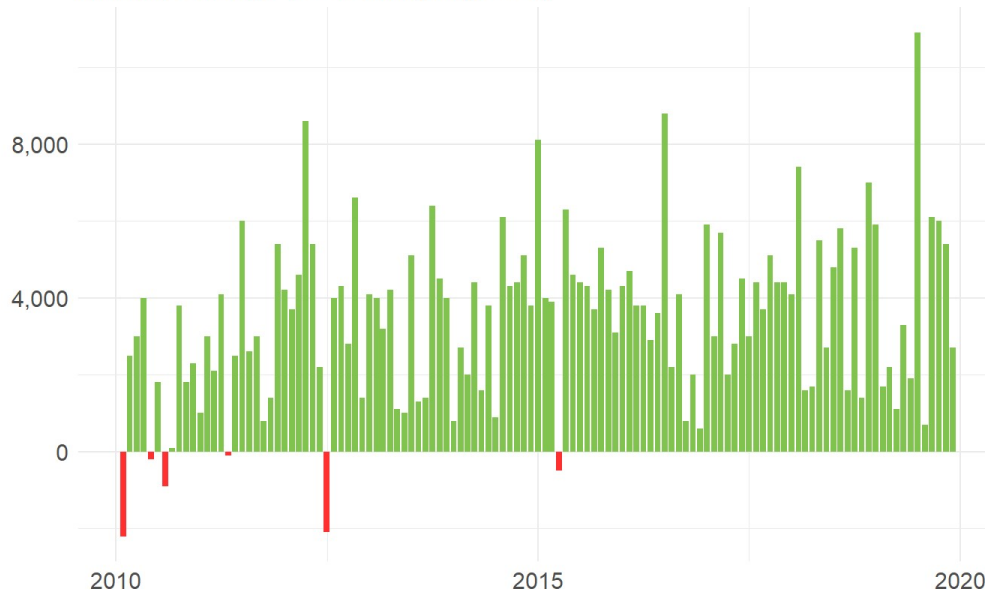
### Utah and U.S. Unemployment Rates (Percent, Seasonally Adjusted)



Source: Bureau of Labor Statistics

## Utah Payroll Employment

## Utah Nonfarm Payroll Jobs Monthly Change (Seasonally Adjusted)



Source: Bureau of Labor Statistics

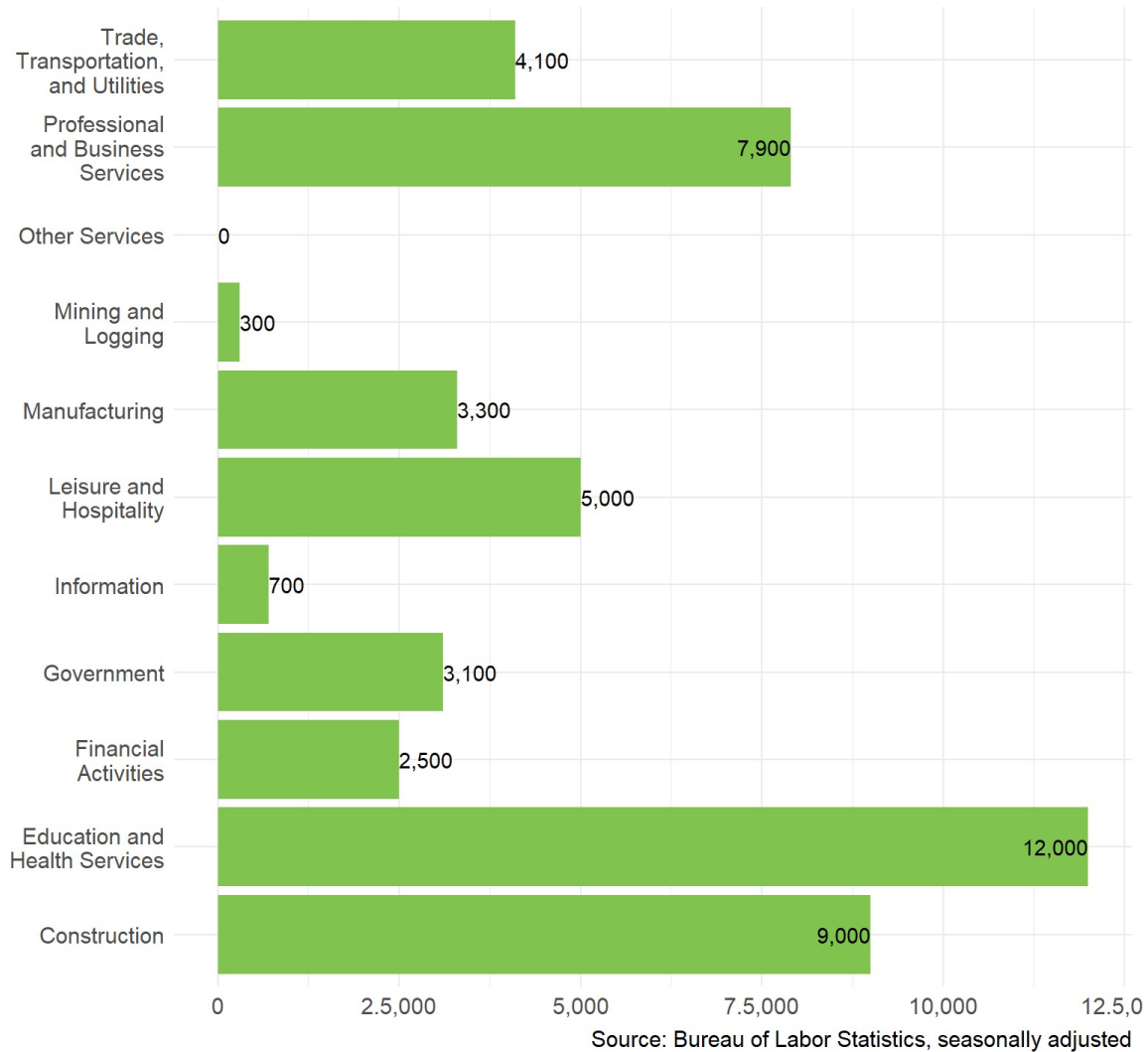
Utah added 2,700 net payroll jobs, or 0.2 percent, on a seasonally adjusted basis during December. In the prior month, Utah added 5,400 jobs. Over the past twelve months, Utah added 47,900 payroll jobs, or 3.1 percent. Utah nonfarm payroll employment had increased in each of the past 12 months.

Nationally, nonfarm payrolls rose by 145,000 in December, or rose by 0.1 percent. Over the 12-month period ending with December, nonfarm payrolls rose by 2,108,000 jobs, or 1.4 percent. Utah ranks 1st among the 50 states and the District of Columbia for percentage gain in nonfarm payroll employment over the past 12 months.

During December, Utah's private-sector added 2,700 jobs, or approximately 0.2 percent. The private-sector in Utah added 4,800 jobs in the prior month. Over the past twelve months, private-sector payrolls in Utah added 44,800, or 3.5 percent. Utah private-sector payroll employment has increased in 11 of the past 12 months.

Nationally, private-sector payroll jobs rose by 139,000 jobs in December, or 0.1 percent. Over the past 12 months, the national payroll rose by 1,947,000 jobs in the private sector, or rose by 1.5 percent. Utah ranks 1st among the 50 states and the District of Columbia for a percentage gain in private-sector payroll employment over the past 12 months.

## Change in Utah Payroll Employment by Sector over Past 12 Months



The best performing sectors on a seasonally adjusted basis during December were Information (900) and Construction (700). The poorest performing sectors during the month were Mining and Logging (-100) and Other Services (-1,000).

The best performing sectors during the last twelve months were Education and Health Services (12,000) and Construction (9,000). The poorest performing sectors during the last twelve months were Mining and Logging (300) and Other Services (0).

## Utah Labor Force Statistics

### *Labor Force Participation*

The labor force participation rate in Utah rose to 68 percent in December from 67.9 percent in the prior month. At a labor force participation rate of 68 percent, Utah ranks 10th in the nation. The labor force participation rate in Utah rose by 0.1 percentage point from a year earlier. The labor force participation rate is the percentage of the civilian noninstitutionalized population age 16 and older who are employed or actively looking for work.

The 10-year high for the labor force participation rate in Utah was 69.6 percent in April 2010. The series high for the labor force participation rate in Utah occurred in August 1994 when the labor force participation rate hit 73.1 percent. The 10-year low for the labor force participation rate was 67.5 percent, last occurring in June 2019. The series low for the labor force participation rate in Utah last occurred in December 1977 when the labor force participation rate hit 62.6 percent.

The national labor force participation rate remained steady at 63.2 percent in December. That rate rose by 0.2 percentage point from a year earlier. The all-time high for the national labor force participation rate was 67.3 percent in April 2000. The 10-year high for the national labor force participation rate was 65.2 percent in April 2010. The recent 10-year low occurred in September 2015 at a level of 62.4 percent. The series low for the national labor force participation rate was 58.1 percent in December 1954.

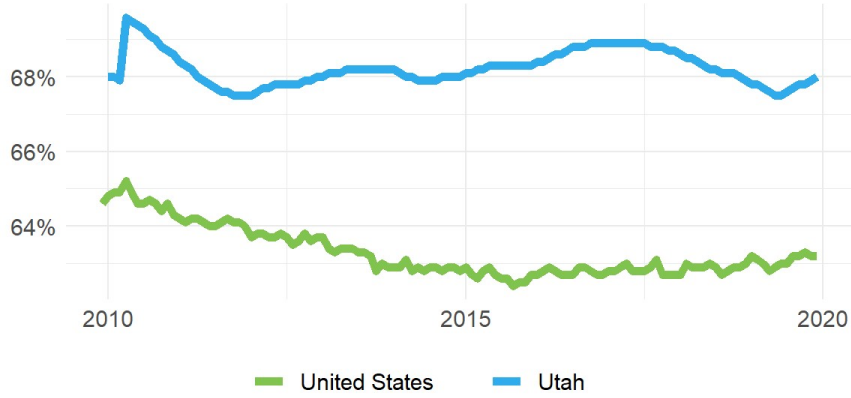
### Employment-to-Population Ratio

The employment-to-population ratio, or the percentage of the Utah civilian noninstitutionalized population 16 years and older counted as employed, in December rose to 66.5 from 66.3 percent in the prior month. At 66.5 percent, Utah ranks 9th among state employment-to-population ratios in the nation. The employment-to-population ratio in Utah rose by 0.8 percentage point from a year earlier.

The 10-year high for the employment-to-population ratio in Utah was 66.7 percent last occurring in April 2017. The series high for the employment-to-population ratio in Utah last occurred in June 1994 when the employment-to-population ratio hit 70.4 percent. The 10-year low for the employment-to-population ratio was 62.5 percent in March 2010. The series low for the employment-to-population ratio in Utah last occurred in April 1976 when the employment-to-population ratio hit 59.1 percent.

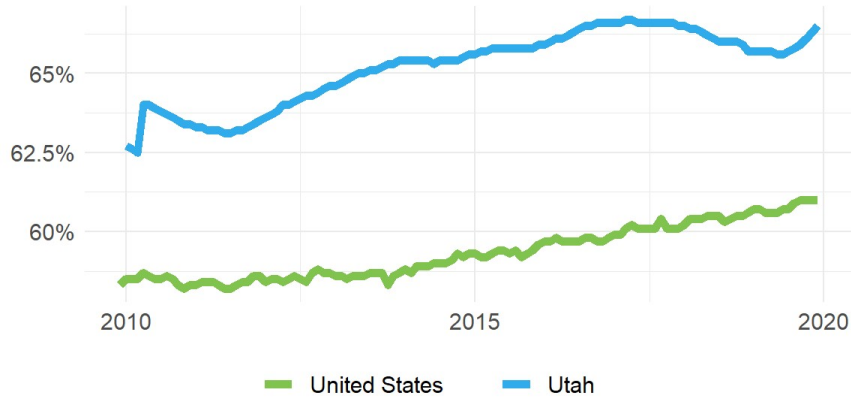
The national employment-to-population ratio remained steady at 61 percent in December. That rate rose by 0.4 percentage point from a year earlier. The all-time high for the national employment-to-population ratio was 64.7 percent in April 2000. The 10-year high for the national employment-to-population ratio was 61 percent in December 2019. The recent 10-year low occurred in July 2011 at a level of 58.2 percent. The series low for the employment-to-population ratio was 54.9 percent in October 1949.

### Utah and U.S. Labor Force Participation Rates (Percent, Seasonally Adjusted)



Source: Bureau of Labor Statistics

### Utah and U.S. Employment-to-Population Ratios (Percent, Seasonally Adjusted)



Source: Bureau of Labor Statistics